

THOMAS® HANDLES



Reduces Injuries and Discomfort for EMS Professionals!

For EMS professionals, most back injuries occur while lifting. The Thomas Handle is designed to reduce the amount of bending when lifting a backboard by adding approximately 12 inches to the lifting point, thus lessening back strain, eliminating awkward lifting angles, and minimizing abrasions on the hands and knuckles.

Key features of the Thomas Handles:

- Attach to any backboard
- Durable 1" webbing and a rubberized, pre-molded handle with a strong non slip grip
- Adjustable to fit EMS professionals of all sizes
- In-house custom embroidery to ensure identification





THS 400: \$19.99 per set of 4



The Thomas handles attach easily and quickly to any handle on the backboard. Handles are also adjustable to fit EMS professionals of all sizes.



Durable 1" webbing and a rubberized, pre-molded handle from a strong non-slip grip

	<p>Before</p> <hr/> <p>Increase comfort maneuverability and lessons Unnecessary patient contact for EMS providers</p> <hr/>	
	<p>After</p> <hr/>	

Thomas EMS

Phone: (800) 505-6503

Fax: 801-268-9272

www.thomasems.com

All rights reserved Thomas EMS 2005 ©